



NOTICE

Notice is hereby given that 15th Annual General Meeting of ENRICH RD Infraprojects Private Limited will be held on Friday, 30th September, 2022 at 3:45 p.m. situated at B-212, Western Edge II, Behind Metro Mall, Borivali (East) Mumbai- 400066 to transact the following businesses:

ORDINARY BUSINESS:

1. TO CONSIDER AND ADOPT AUDITED FINANCIAL STATEMENT:

To consider and if thought fit to pass with or without modification(s) the following resolution as an Ordinary Resolution:

“RESOLVED THAT the Audited financial statement which comprises the Balance Sheet, the Statement of Profit and Loss, the Cash Flow Statement and notes to accounts and summary of the significant accounting policies and other explanatory information for the financial year ended 31st March, 2022 along with the Auditor’s Report and Board’s Report as circulated to the shareholders and laid before the meeting, be received, considered & adopted.”

**By order of the Board
For ENRICH RD Infraprojects Private Limited**


**MANALI AGRAWAL
DIRECTOR
DIN- 06915571**



**Date: 02.09.2022
Place: Mumbai**

ENRICH RD INFRAPROJECTS PRIVATE LIMITED

IMPORTANT NOTES:

1. A member entitled to attend and vote at the general meeting is entitled to appoint a proxy to attend and vote on a poll instead of himself and such a proxy need not be a member of the company. The instrument of proxy in order to be effective, should be deposited at the registered office of the company, duly completed and signed, not less than 48 hours before the commencement of the meeting.

A person can act as proxy on behalf of members not exceeding fifty (50) and holding in the aggregate not more than ten percent of the total share capital of the Company carrying voting rights. A member holding more than 10% of the total share capital of the company carrying voting rights may appoint a single person as proxy and such person shall not act as proxy for any other person or shareholder.

2. Corporate members intending to send their authorized representatives to attend the meeting are requested to send to the company, a certified true copy of the Board Resolution authorizing their representative to attend and vote on their behalf at the meeting.
3. Members are requested to bring their Attendance Slip along with their copy of Notice to the meeting.
4. Relevant documents referred to in the accompanying notice and the statements are open for inspection by the members at the Registered Office of the company on all working days, except Saturdays, during business hours up to the date of the meeting.
5. Members who have not registered their e – mail address so far, are requested to register their e-mail address for receiving all communication including Notice, Circulars, etc. from the Company electronically.
6. *In terms of the requirements of the revised Secretarial Standards -2 on “General Meetings” issued by the Institute of the Company Secretaries of India and approved & notified by the Central Government, Route Map as mentioned in 1.2.4 is not required.*

ATTENDANCE SLIP

PLEASE FILL THE ATTENDANCE SLIP AND HAND IT OVER AT THE ENTRANCE OF THE MEETING HALL.

Joint shareholders may obtain additional slips on request.

Master Folio No:	
------------------	--

NAME AND ADDRESS OF SHAREHOLDER: _____

NAME OF PROXYHOLDER: _____

NO. OF SHARES HELD: _____

I hereby record my presence at the ANNUAL GENERAL MEETING of the Members of **ENRICH RD INFRAPROJECTS PRIVATE LIMITED** held on Friday, 30th September, 2022 at 3:45 P.M at B-212, Western Edge II, Behind Metro Mall, Borivali (East) Mumbai- 400066.

Signature of the Shareholder or Proxy -----

Notes:

(1) Members/Proxy holders are requested to produce the attendance slip duly signed for admission to the Meeting hall.

as my/our proxy to attend and vote (on a poll) for me/us and on my/our behalf at 15th *Annual General Meeting* of Members of the Company, to be held on Friday, 30th September, 2022 at 3:45 p.m. situated at B-212, Western Edge II, Behind Metro Mall, Borivali (East) Mumbai- 400066 and at any adjournment thereof in respect of such resolution as indicated below:

Resolution:

1. To Adoption and Approval of Audited Financial Statement.

Signed this _____(Date)

Affix
Revenue
Stamp

Signature of Shareholder

Signature of Proxy holder(s)

The Proxy form must be deposited at the Registered Office of the Company.

BOARD'S REPORT

To
The Members,
ENRICH RD Infraprojects Private Limited

On behalf of the Board of Directors, it is our pleasure to present the 15th Annual Report together with the Audited Statement of Accounts of ENRICH RD Infraprojects Private Limited ("the Company") for the financial year ended on 31st March, 2022.

PERFORMANCE AND FINANCIAL HIGHLIGHTS

The summarized results of the company are as follows:

Particulars	Amount in Rupees	
	31st March, 2022	31st March, 2021
Total Income	35,45,44,942	49,41,60,646
Total Expenditure	32,85,92,892	45,92,10,058
Profit before Tax	2,59,52,051	3,49,50,590
Tax Expenses:		
Less: Current Tax	70,23,845	98,79,436
Less: Prior Year tax Short Provision	Nil	63,937
Less: Deferred Tax	(1,02,752)	(12,33,720)
Profit/(Loss) for the year	1,90,30,958	2,62,40,937

**previous year figures have been regrouped/rearranged wherever necessary.*

STATE OF AFFAIRS AND FUTURE PROSPECTS

During the year, the Company reported Profit for the period Rs. 1,90,30,958/- as against profit of Rs. 2,62,40,937/- for the previous year.

As per the current scenario, Work in Hand, Work Order, Work executed & the improvement in the economy, the Board is optimistic about the future prospects of the Company.

DIVIDEND

Your Directors have not recommended any dividend for the year.

TRANSFER TO RESERVES

No amount was transferred during the year.

DEPOSITS

The Company has not accepted any deposit from the public.

WEB LINK OF ANNUAL RETURN, IF ANY

The Company does not have website therefore, no need to publish Extract of Annual Return in Form MGT-9.

NUMBER OF MEETINGS OF THE BOARD OF DIRECTORS

The Board of Directors duly met 20 times during the financial year from 1st April, 2021 to 31st March, 2022. The dates on which the meetings were held are as follows:-

Sr. No.	Date of Board Meeting	Attendance of Director
1	23.04.2021	3
2	08.05.2021	3
3	12.06.2021	3
4	10.07.2021	3
5	07.08.2021	3
6	20.08.2021	3
7	23.08.2021	3
8	14.09.2021	3
9	09.10.2021	3
10	01.11.2021	3
11	12.11.2021	3
12	30.11.2021	3
13	11.12.2021	3
14	16.12.2021	3
15	31.12.2021	3
16	03.01.2022	3
17	11.01.2022	3
18	19.02.2022	3
19	01.03.2022	3
20	22.03.2022	3

The intervening gap between the meetings was within the period prescribed under the Companies Act, 2013.

DIRECTORS' RESPONSIBILITY STATEMENT

Pursuant to Section 134(5) of the Companies Act, 2013, Directors of your Company hereby state and confirm that:

- (a) in the preparation of the annual accounts, the applicable accounting standards had been followed and there are no material departures from the same;
- (b) The accounting policies have been selected and these have been applied consistently and judgments and estimates made thereon are reasonable and prudent, so as to give a true and fair view of the state of affairs of the Company as at 31st March, 2022 and of the profit of the Company for that period;

- (c) Proper and sufficient care has been taken for the maintenance of adequate accounting records in accordance with the provisions of the Companies Act, 2013 for safeguarding the assets of the Company and for preventing and detecting fraud and other irregularities;
- (d) Annual accounts of the Company have been prepared on a going concern basis;
- (e) Proper systems to ensure compliance with the provisions of all applicable laws have been devised.

STATUTORY DISCLOSURE

The summary of the key financial of the company is included in this annual report. A copy of audited financial statements for the company will be made available to the members of company seeking such information at any point of time. The audited financial statements of the company will be kept for inspection by any member of the company at its registered office during business hours.

INTERNAL FINANCIAL CONTROLS SYSTEMS AND THEIR ADEQUACY

The Company has adequate internal control systems in operation commensurate with the size of the business. The Company monitors and evaluates the efficacy and adequacy of internal control system and compliances therewith on ongoing basis.

AUDIT OBSERVATIONS

There are no qualifications, reservations or adverse remark or disclaimer made by the Auditor in his report.

AUDITORS

Pursuant to the provisions of Section 139 of the Companies Act, 2013 and the Companies (Audit and Auditors) Rules, 2014, M/s Shyam C Agrawal & Co., (ICAI Firm Registration Number: 110243W) Chartered Accountants, the Statutory Auditors of the Company have been appointed for a term of 5 years. The Company has received a confirmation from the said Auditors that they are not disqualified to act as the Auditors and are eligible to hold the office as Auditors of the Company.

CONSERVATION OF ENERGY & TECHNOLOGY ABSORPTION

Regular supervision and controls are being maintained for the conservation of energy. As regard technology the company is continuously exploring the new developments in the local field.

FOREIGN EXCHANGE EARNINGS & OUTGO

There is no expenditure / income of foreign exchange during the year ended 31st March, 2022.

EXTRACT OF ANNUAL RETURN

The details forming part of the extract of the Annual Return in Form MGT-9 is annexed herewith as **Annexure-A**.

RELATED PARTY TRANSACTIONS

Details of related party transactions is enclosed in **Annexure- B** as required under section 188 of the Companies Act, 2013.

MATERIAL CHANGES AND COMMITMENTS

M/s. Enrich RD Infraprojects Private Limited (Transferee Company) has applied for the merger dtd 28.03.2022 vide Reference No. 2709138/01701/2022 with M/s. ABNCO Vie Win Ent Pvt Ltd (Transferor Company) for expansion & diversification of business and better synergy effects. The company is under process to receive the merger order from NCLT.

SIGNIFICANT & MATERIAL ORDERS PASSED BY THE REGULATORS OR COURTS OR TRIBUNALS IMPACTING THE GOING CONCERN STATUS OF THE COMPANY

There are no orders passed by the regulators or courts or tribunals impacting the going concern status of your Company.

CHANGE IN THE NATURE OF BUSINESS

There is no Change in the nature of the business of the Company done during the year.

DIRECTORS AND KEY MANAGERIAL PERSONNEL (KMP)

There is no change in Managerial personnel/directors during the year.

The Board is duly constituted. As provisions of Section 203 of the Companies Act, 2013 are not applicable; the Company has not appointed any Key Managerial Personnel.

PARTICULARS OF EMPLOYEES

None of the employees of the company come within the purview of the information required u/s 197 of the companies Act 2013 read with rule 5 of the companies (Appointment and remuneration of managerial personnel) rules 2014.

PARTICULARS OF LOANS, GUARANTEES OR INVESTMENTS

The details of such loans / guarantees / Investment are given in the Financial statement and notes to Financial Statements as per provisions of section 186 of Companies Act, 2013.

PARTICULARS OF HOLDING/ SUBSIDIARY/ ASSOCIATE COMPANY

As on 31st March, 2022, the Company does not have any Holding or Subsidiary Company.

Your Company remains to hold 49.15% Shares in Manali Realcon Private Limited (CIN: U70109MH2012PTC225978) hence it is an Associate Company in terms of Section 2(6) of the Companies Act, 2013.

Pursuant to sub-section (3) of section 129 of the Companies Act, 2013 and other applicable provisions, read with the Companies (Accounts) Rules, 2014 as amended, the Company is not required to prepare consolidated financial statements.

CHANGES IN SHARES CAPITAL

There is no change during the year

REMUNERATION OF THE DIRECTORS / KEY MANAGERIAL PERSONNEL (KMP) / EMPLOYEES

The Company during the year had no such Employees or Directors for which disclosure, under section 197 read with Rule 5 of The Companies (Appointment and Remuneration of Managerial Personnel) Rule, 2014, is required.

The details of such remuneration of the directors / key managerial personnel (kmp) / employees are given in the Financial statement and notes to Financial Statement.

ECOLOGY AND SAFETY

Company always ensure safety, healthy and eco-friendly environment. Company continually works towards identification and reduction of risk and prevention of pollution at its plant and surroundings.

DEVELOPMENT AND IMPLEMENTATION OF A RISK MANAGEMENT POLICY

Risk Management is the process of identification, assessment and prioritization of risks followed by coordinated efforts to minimize, monitor and mitigate/control the probability and/or impact of unfortunate events or to maximise the realization of opportunities. The Company has laid down a comprehensive Risk Assessment and Minimization Procedure which is reviewed by the Board from time to time. These procedures are reviewed to ensure that executive management controls risk through means of a properly defined framework. The major risks have been identified by the Company and its mitigation process/measures have been formulated in the areas such as business, project execution, event, financial, human, environment and statutory compliance.

OBLIGATION OF COMPANY UNDER THE SEXUAL HARASSMENT OF WOMEN AT WORKPLACE (PREVENTION, PROHIBITION AND REDRESSAL) ACT, 2013

The Company has in place a Prevention of Sexual harassment Policy in line with the requirements of the Sexual Harassment of Women at the Workplace (Prevention, Prohibition and Redressal) Act, 2013. An Internal Complaints Committee has been set up to redress complaints received regarding sexual harassment. All employees (permanent, contractual, temporary, trainees) are covered under this policy.

During the year under review, no complaints were received by the Company related to sexual harassment.

ACKNOWLEDGEMENT

Your Directors acknowledge with gratitude the assistance, cooperation and support received by the company from the banks, other statutory/government bodies, employees, shareholders & auditors and look forward to their continued support in future.

For and on behalf of the Board
For ENRICH RD Infraprojects Private Limited


Sunil Agrawal
Director
DIN: 00022713


Deepak Redekar
Director
DIN: 02812637



Place: Mumbai
Date: 02.09.2022

FORM NO. MGT 9
EXTRACT OF ANNUAL RETURN
 As on financial year ended on 31st March, 2022
 Pursuant to Section 92 (3) of the Companies Act, 2013 and rule 12(1) of the Company
 (Management & Administration) Rules, 2014

I. REGISTRATION & OTHER DETAILS:

1.	CIN	U31401MH2007PTC173318
2.	Registration Date	21/08/2007
3.	Name of the Company	ENRICH RD Infraprojects Private Limited
4.	Category/Sub-category of the Company	Company Limited By Shares Indian Non-Government Company
5.	Address of the Registered office & contact details	B-212 Western Edge II, Off W.E Highway, CCI Compound, Behind Metro Mall, Borivali (E) Mumbai- 400066 Contact No: 02228707200
6.	Whether listed company	No
7.	Name, Address & contact details of the Registrar & Transfer Agent, if any.	Bigshare Services Pvt. Ltd, 1st Floor, Bharat Tin Works Building Opp. Vasant Oasis, Makwana Road, Marol, Andheri East, Mumbai 400059. Contact No: 22-6263 8200

II. PRINCIPAL BUSINESS ACTIVITIES OF THE COMPANY (All the business activities contributing 10 % or more of the total turnover of the company shall be stated)

S. No.	Name and Description of main products / services	NIC Code of the Product/service	% to total turnover of the company
1.	Overhead Electrification	43211	100%

II. PARTICULARS OF HOLDING, SUBSIDIARY AND ASSOCIATE COMPANIES

Sr. No.	Name And Address Of The Company	CIN/GLN	Holding/Subsidiary /Associate	% of shares held	Applicable Section
	NA	NA	NA	NA	NA

III. SHARE HOLDING PATTERN (Equity Share Capital Breakup as percentage of Total Equity)
Category-wise Share Holding

2. Non-Institutions									
a) Bodies Corp.	Nil	Nil	Nil	Nil	Nil	Nil	Nil	Nil	Nil
i) Indian	Nil	Nil	Nil	Nil	Nil	Nil	Nil	Nil	Nil
ii) Overseas	Nil	Nil	Nil	Nil	Nil	Nil	Nil	Nil	Nil
b) Individuals	Nil	Nil	Nil	Nil	Nil	Nil	Nil	Nil	Nil
i) Individual shareholders holding nominal share capital upto Rs. 1 lakh	Nil	Nil	Nil	Nil	Nil	Nil	Nil	Nil	Nil
ii) Individual shareholders holding nominal share capital in excess of Rs 1 lakh	Nil	90000	90000	27.73	Nil	90000	90000	27.73	Nil
c) Others (specify)	Nil	Nil	Nil	Nil	Nil	Nil	Nil	Nil	Nil
Non Resident Indians	Nil	Nil	Nil	Nil	Nil	Nil	Nil	Nil	Nil
Overseas Corporate Bodies	Nil	Nil	Nil	Nil	Nil	Nil	Nil	Nil	Nil
Foreign Nationals	Nil	Nil	Nil	Nil	Nil	Nil	Nil	Nil	Nil
Clearing Members	Nil	Nil	Nil	Nil	Nil	Nil	Nil	Nil	Nil
Trusts	Nil	Nil	Nil	Nil	Nil	Nil	Nil	Nil	Nil
Foreign Bodies - D R	Nil	Nil	Nil	Nil	Nil	Nil	Nil	Nil	Nil
Sub-total (B)(2):-	Nil	90000	90000	27.73	Nil	90000	90000	27.73	Nil
Total Public Shareholding (B)=(B)(1)+ (B)(2)	Nil	90000	90000	27.73	Nil	90000	90000	27.73	Nil
C. Shares held by Custodian for GDRs & ADRs (Total of C)	Nil	Nil	Nil	Nil	Nil	Nil	Nil	Nil	Nil
Grand Total (A+B+C)	Nil	324500	324500	100	Nil	324500	324500	100	Nil

B) Shareholding of Promoter-

Sr.No	Shareholder's Name	Shareholding at the beginning of the year			Shareholding at the end of the year			% change in shareholding during the year
		No. of Shares	% of total Shares of the company	% of Shares Pledged / encumbered to total shares	No. of Shares	% of total Shares of the company	% of Shares Pledged / encumbered to total shares	
1	Mr. Sunil Agrawal	75000	23.11	Nil	75000	23.11	Nil	Nil
2	M/s. Manali Realcon Private Limited	159500	49.15	Nil	159500	49.15	Nil	Nil

C) Change in Promoters' Shareholding (please specify, if there is no change)

SN	Particulars	Shareholding at the beginning of the year		Cumulative Shareholding during the year	
		No. of shares	% of total shares of the company	No. of shares	% of total shares of the company
	Mr. Sunil Agrawal				
	At the beginning of the year	75000	23.11	75000	23.11
	Date wise Increase / Decrease in Promoters Shareholding during the year specifying the reasons for increase / decrease (e.g. allotment /transfer / bonus/ sweat equity etc.):	There is no change in Promoters Shareholding during the year			
	At the end of the year	75000	23.11	75000	23.11

SN	Particulars	Shareholding at the beginning of the year		Cumulative Shareholding during the year	
		No. of shares	% of total shares of the company	No. of shares	% of total shares of the company
	M/s. Manali Realcon Private Limited				
	At the beginning of the year	159500	49.15	159500	49.15
	Date wise Increase / Decrease in Promoters Shareholding during the year specifying the reasons for increase / decrease (e.g. allotment /transfer / bonus/ sweat equity etc.):	There is no change in Promoters Shareholding during the year			
	At the end of the year	159500	49.15	159500	49.15

**D) Shareholding Pattern of top ten Shareholders:
(Other than Directors, Promoters and Holders of GDRs and ADRs):**

SN	For Each of the Top 10 Shareholders	Shareholding at the beginning of the year		Cumulative Shareholding during the year	
		No. of shares	% of total shares of the company	No. of shares	% of total shares of the company
	At the beginning of the year	Nil	Nil	Nil	Nil
	Date wise Increase / Decrease in Promoters Shareholding during the year specifying the reasons for increase /decrease (e.g. allotment / transfer / bonus/ sweat equity etc.):	There is no change during the year			
	At the end of the year	Nil	Nil	Nil	Nil

E) Shareholding of Directors and Key Managerial Personnel:

SN	Particulars	Shareholding at the beginning of the year		Cumulative Shareholding during the year	
		No. of shares	% of total shares of the company	No. of shares	% of total shares of the company
	Mr. Sunil Agrawal				
	At the beginning of the year	75000	23.11	75000	23.11
	Date wise Increase / Decrease in Promoters Shareholding during the year specifying the reasons for increase / decrease (e.g. allotment /transfer / bonus/ sweat equity etc.):	There is no change during the year			
	At the end of the year	75000	23.11	75000	23.11

SN	Particulars	Shareholding at the beginning of the year		Cumulative Shareholding during the year	
		No. of shares	% of total shares of the company	No. of shares	% of total shares of the company
	Ms. Manali Agrawal				
	At the beginning of the year	15000	4.62	15000	4.62
	Date wise Increase / Decrease in Promoters Shareholding during the year specifying the reasons for increase / decrease (e.g. allotment /transfer / bonus/ sweat equity etc.):	There is no change during the year			
	At the end of the year	15000	4.62	15000	4.62

V) INDEBTEDNESS -Indebtedness of the Company including interest outstanding/accrued but not due for payment.

	Secured Loans excluding deposits	Unsecured Loans	Deposits	Total Indebtedness
Indebtedness at the beginning of the financial year				
i) Principal Amount	7,21,18,009	3,87,47,270	Nil	11,08,65,279
ii) Interest due but not paid	Nil	Nil	Nil	Nil
iii) Interest accrued but not due	Nil	Nil	Nil	Nil
Total (i+ii+iii)	7,21,18,009	3,87,47,270	Nil	11,08,65,279
Change in Indebtedness during the financial year				
* Addition	7,64,73,802	39,67,815	Nil	8,04,41,617
* Reduction	Nil	Nil	Nil	Nil

Net Change	7,64,73,802	39,67,815	Nil	8,04,41,617
Indebtedness at the end of the financial year				
i) Principal Amount	14,85,91,811	4,27,15,085	Nil	19,13,06,896
ii) Interest due but not paid	Nil	Nil	Nil	Nil
iii) Interest accrued but not due	Nil	Nil	Nil	Nil
Total (i+ii+iii)	14,85,91,811	4,27,15,085	Nil	19,13,06,896

VI. REMUNERATION OF DIRECTORS AND KEY MANAGERIAL PERSONNEL-

A. Remuneration to Managing Director, Whole-time Directors and/or Manager:

SN.	Particulars of Remuneration	Name of MD/WTD/ Manager				Total Amount
		Mr. Sunil Agrawal (WTD)	---	---	---	
1	Gross salary	15,60,000	Nil	Nil	Nil	15,60,000
	(a) Salary as per provisions contained in section 17(1) of the Income-tax Act, 1961	Nil	Nil	Nil	Nil	Nil
	(b) Value of perquisites u/s 17(2) Income-tax Act, 1961	Nil	Nil	Nil	Nil	Nil
	(c) Profits in lieu of salary under section 17(3) Income- tax Act, 1961	Nil	Nil	Nil	Nil	Nil
2	Stock Option	Nil	Nil	Nil	Nil	Nil
3	Sweat Equity	Nil	Nil	Nil	Nil	Nil
4	Commission - as % of profit - others, specify...	Nil	Nil	Nil	Nil	Nil
5	Others, please specify	Nil	Nil	Nil	Nil	Nil
	Total (A)	15,60,000	Nil	Nil	Nil	15,60,000
	Ceiling as per the Act					

B. Remuneration to other directors

SN.	Particulars of Remuneration	Name of Directors				Total Amount
		Mr. Deepak Redekar	---	---	---	
1	Independent Directors	Nil	Nil	Nil	Nil	Nil
	Fee for attending board committee meetings	Nil	Nil	Nil	Nil	Nil
	Commission	Nil	Nil	Nil	Nil	Nil
	Others, please specify	Nil	Nil	Nil	Nil	Nil
	Total (1)	Nil	Nil	Nil	Nil	Nil
2	Executive/ Other Directors	7,80,000	Nil	Nil	Nil	7,80,000
	Fee for attending board committee meetings	Nil	Nil	Nil	Nil	Nil
	Commission	Nil	Nil	Nil	Nil	Nil

Others, please specify	Nil	Nil	Nil	Nil	Nil
Total (2)	7,80,000	Nil	Nil	Nil	7,80,000
Total (B)=(1+2)	7,80,000	Nil	Nil	Nil	7,80,000
Total Managerial Remuneration	7,80,000	Nil	Nil	Nil	7,80,000
Overall Ceiling as per the Act	Nil	Nil	Nil	Nil	Nil

C. REMUNERATION TO KEY MANAGERIAL PERSONNEL OTHER THAN MD/MANAGER/WTD

SN	Particulars of Remuneration	Key Managerial Personnel			
					Total
1	Gross salary	N.A.	N.A.	N.A.	N.A.
	(a) Salary as per provisions contained in section 17(1) of the Income-tax Act, 1961	N.A.	N.A.	N.A.	N.A.
	(b) Value of perquisites u/s 17(2) Income-tax Act, 1961	N.A.	N.A.	N.A.	N.A.
	(c) Profits in lieu of salary under section 17(3) Income-tax Act, 1961	N.A.	N.A.	N.A.	N.A.
2	Stock Option	N.A.	N.A.	N.A.	N.A.
3	Sweat Equity	N.A.	N.A.	N.A.	N.A.
4	Commission	N.A.	N.A.	N.A.	N.A.
	- as % of profit	N.A.	N.A.	N.A.	N.A.
	others, specify...	N.A.	N.A.	N.A.	N.A.
5	Others, please specify	N.A.	N.A.	N.A.	N.A.
	Total	N.A.	N.A.	N.A.	N.A.

VII. PENALTIES / PUNISHMENT/ COMPOUNDING OF OFFENCES:

There were no penalties / punishments / compounding of offences for the year ended 31st March, 2022.

For and on behalf of the Board
For ENRICH RD Infraprojects Private Limited


Sunil Agrawal
Director
DIN: 00022713


Deepak Redekar
Director
DIN: 02812637



Place: Mumbai
Date: 02.09.2022

Annexure B

Particulars of contracts or arrangements with related parties referred to in sub-section (1) of section 188 in the form AOC-2:

All related party transactions that were entered into during the financial year were on an arm's length basis and were in the ordinary course of business.

Pursuant to clause (h) of sub-section (3) of section 134 of the Act and Rule 8(2) of the Companies (Accounts) Rules, 2014:

1. Details of contracts or arrangements or transactions not at arm's length basis: Nil
2. Details of material contracts or arrangement or transactions at arm's length basis:

Transactions	a) Key Management Personnel	b) Relatives of Key Management Personnel	c) Other Related Parties where control exists:
Remuneration to Directors Sunil H Agrawal Deepak Redekar	15,60,000 7,80,000		
Salary Shalini Agrawal Kailashee Redekar Manav Agrawal Hariprasad Agrawal Nirmala Agrawal		14,40,000 4,20,000 3,00,000 3,00,000 6,60,000	
Professional Fees Natwar Agrawal		27,00,000	
Rent Surekha N Agarwal		12,00,000	
	23,40,000	70,20,000	

For and on behalf of the Board
For ENRICH RD Infraprojects Private Limited


Sunil Agrawal
Director
DIN: 00022713


Deepak Redekar
Director
DIN: 02812637



Place: Mumbai
Date: 02.09.2022

**ANNUAL REPORT
FINANCIAL YEAR
2021-22
M/S. ENRICH RD
INFRAPROJECTS
PRIVATE LIMITED**

Shyam C Agrawal & Co.

Chartered Accountants
3/910-L Navjivan Society
Lamington Road, Mumbai-400 008

INDEPENDENT AUDITOR'S REPORT

To the Members of ENRICH RD INFRAPROJECTS PRIVATE LIMITED
Report on the Audit of the Financial Statements

Opinion

We have audited the financial statements of ENRICH RD INFRAPROJECTS PRIVATE LIMITED Company ("the Company"), which comprise the balance sheet as at 31st March 2022, and the statement of profit and loss, Cash Flow for the year ended, and notes to the financial statements, including a summary of significant accounting policies and other explanatory information.

In our opinion and to the best of our information and according to the explanations given to us, the aforesaid financial statements give the information required by the Companies Act, 2013 in the manner so required and give a true and fair view in conformity with the accounting principles generally accepted in India, of the state of affairs of the Company as at March 31, 2022, and its profit/loss, Cash Flow for the year ended on that date.

Basis for Opinion

We conducted our audit in accordance with the Standards on Auditing (SAs) specified under section 143(10) of the Companies Act, 2013. Our responsibilities under those Standards are further described in the Auditor's Responsibilities for the Audit of the Financial Statements section of our report. We are independent of the Company in accordance with the Code of Ethics issued by the Institute of Chartered Accountants of India together with the ethical requirements that are relevant to our audit of the financial statements under the provisions of the Companies Act, 2013 and the Rules thereunder, and we have fulfilled our other ethical responsibilities in accordance with these requirements and the Code of Ethics. We believe that the audit evidence we have obtained is sufficient and appropriate to provide a basis for our opinion.

Other Information

The Company's Management and Board of Directors are responsible for the other information. The other information comprises the information included in the report but does not include the financial statements and our auditor's report thereon.

Our opinion on the financial statements does not cover the other information and we do not express any form of assurance conclusion thereon.



Shyam C Agrawal & Co.

Chartered Accountants
3/910-L Navjivan Society
Lamington Road, Mumbai-400 008

In connection with our audit of the financial statements, our responsibility is to read the other information and, in doing so, consider whether the other information is materially inconsistent with the financial statements or our knowledge obtained in the audit or otherwise appears to be materially misstated.

If, based on the work we have performed, we conclude that there is a material misstatement of this other information, we are required to report that fact. We have nothing to report in this regard.

Responsibilities of Management and Those Charged with Governance for the Financial Statements

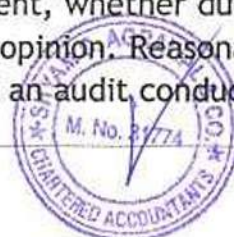
The Company's Board of Directors is responsible for the matters stated in section 134(5) of the Companies Act, 2013 ("the Act") with respect to the preparation of these financial statements that give a true and fair view of the financial position, financial performance (changes in equity) of the Company in accordance with the accounting principles generally accepted in India, including the accounting Standards specified under section 133 of the Act. This responsibility also includes maintenance of adequate accounting records in accordance with the provisions of the Act for safeguarding of the assets of the Company and for preventing and detecting frauds and other irregularities; selection and application of appropriate accounting policies; making judgments and estimates that are reasonable and prudent; and design, implementation and maintenance of adequate internal financial controls, that were operating effectively for ensuring the accuracy and completeness of the accounting records, relevant to the preparation and presentation of the financial statements that give a true and fair view and are free from material misstatement, whether due to fraud or error.

In preparing the financial statements, the Board of Directors is responsible for assessing the Company's ability to continue as a going concern, disclosing, as applicable, matters related to going concern and using the going concern basis of accounting unless the Board of Directors either intends to liquidate the Company or to cease operations, or has no realistic alternative but to do so.

Those Board of Directors are also responsible for overseeing the Company's financial reporting process.

Auditor's Responsibilities for the Audit of the Financial Statements

Our objectives are to obtain reasonable assurance about whether the financial statements are free from material misstatement, whether due to fraud or error, and to issue an auditor's report that includes our opinion. Reasonable assurance is a high level of assurance but is not a guarantee that an audit conducted in accordance with



Shyam C Agrawal & Co.

Chartered Accountants
3/910-L Navjivan Society
Lamington Road, Mumbai-400 008

SAs will always detect a material misstatement when it exists. Misstatements can arise from fraud or error and are considered material if, individually or in the aggregate, they could reasonably be expected to influence the economic decisions of users taken on the basis of these financial statements.

As part of an audit in accordance with SAs, we exercise professional judgment and maintain professional scepticism throughout the audit. We are also:

- Identify and assess the risks of material misstatement of the financial statements, whether due to fraud or error, design and perform audit procedures responsive to those risks, and obtain audit evidence that is sufficient and appropriate to provide a basis for our opinion. The risk of not detecting a material misstatement resulting from fraud is higher than for one resulting from error, as fraud may involve collusion, forgery, intentional omissions, misrepresentations, or the override of internal control.
- Obtain an understanding of internal control relevant to the audit in order to design audit procedures that are appropriate in the circumstances. Under section 143(3)(i) of the Companies Act, 2013, we are also responsible for expressing our opinion on whether the company has adequate internal financial controls system in place and the operating effectiveness of such controls
- Evaluate the appropriateness of accounting policies used and the reasonableness of accounting estimates and related disclosures made by management.
- Conclude on the appropriateness of management's use of the going concern basis of accounting and, based on the audit evidence obtained, whether a material uncertainty exists related to events or conditions that may cast significant doubt on the Company's ability to continue as a going concern. If we conclude that a material uncertainty exists, we are required to draw attention in our auditor's report to the related disclosures in the financial statements or, if such disclosures are inadequate, to modify our opinion. Our conclusions are based on the audit evidence obtained up to the date of our auditor's report. However, future events or conditions may cause the Company to cease to continue as a going concern.
- Evaluate the overall presentation, structure, and content of the financial statements, including the disclosures, and whether the financial statements



Shyam C Agrawal & Co.

Chartered Accountants
3/910-L Navjivan Society
Lamington Road, Mumbai-400 008

represent the underlying transactions and events in a manner that achieves fair presentation.

We communicate with those charged with governance regarding, among other matters, the planned scope and timing of the audit and significant audit findings, including any significant deficiencies in internal control that we identify during our audit.

We also provide those charged with governance with a statement that we have complied with relevant ethical requirements regarding independence, and to communicate with them all relationships and other matters that may reasonably be thought to bear on our independence, and where applicable, related safeguards. From the matters communicated with those charged with governance, we determine those matters that were of most significance in the audit of the financial statements of the current period and are therefore the key audit matters. We describe these matters in our auditor's report unless law or regulation precludes public disclosure about the matter or when, in extremely rare circumstances, we determine that a matter should not be communicated in our report because the adverse consequences of doing so would reasonably be expected to outweigh the public interest benefits of such communication.

Report on Other Legal and Regulatory Requirements

1. As required by the Companies (Auditor's Report) Order, 2020 ("the Order"), issued by the Central Government of India in terms of sub-section (11) of section 143 of the Companies Act, 2013, we give in the Annexure 'A' a statement on the matters specified in paragraphs 3 and 4 of the Order, to the extent applicable.
2. As required by Section 143(3) of the Act, we report that:
 - (a) We have sought and obtained all the information and explanations which to the best of our knowledge and belief were necessary for the purposes of our audit.
 - (b) In our opinion, proper books of account as required by law have been kept by the Company so far as it appears from our examination of those books
 - (c) The Balance Sheet, the Statement of Profit and Loss, (the Statement of Changes in Equity) dealt with by this Report agree with the books of account.
 - (d) In our opinion, the aforesaid financial statements comply with the Accounting Standards specified under Section 133 of the Act, read with Rule 7 of the Companies (Accounts) Rules, 2014.



Shyam C Agrawal & Co.

Chartered Accountants
3/910-L Navjivan Society
Lamington Road, Mumbai-400 008

- (e) The provisions of section 197 read with Schedule V of the Act are not applicable to the Company for the year ended March 31, 2022.
- (f) On the basis of the written representations received from the directors as on 31st March, 2022 taken on record by the Board of Directors, none of the directors is disqualified as on 31st March, 2022 from being appointed as a director in terms of Section 164(2) of the Act.
- (g) With respect to the adequacy of the internal financial controls over financial reporting of the Company and the operating effectiveness of such controls, is not applicable to the company.
- (h) With respect to the other matters to be included in the Auditor's Report in accordance with Rule 11 of the Companies (Audit and Auditors) Rules, 2014, in our opinion and to the best of our information and according to the explanations given to us:
- The Company does not have any pending litigations which would impact its financial position.
 - The Company did not have any long-term contracts including derivative contracts for which there were any material foreseeable losses.
 - There were no amounts which were required to be transferred to the Investor Education and Protection Fund by the Company.

For Shyam C Agrawal & Co.

Chartered Accountants

Firm No. 110243W

Shyam C Agrawal

(Proprietor)

M.No. 031774

UDIN: 22031774AVSSRD7456



Place : Mumbai

Date : 02.09.2022

Annexure (A) to Independent Auditors' Report

(Referred to in point 1 under the heading "Report on other legal and regulatory requirements" of our report of even date on account of M/s. ENRICH RD INFRAPROJECTS PRIVATE LIMITED ("the Company") for the year ended 31st March 2022.

- (i) (a) 1. The Company has maintained proper records showing full particulars including quantitative details and the situation of fixed assets in the computerized fixed assets register.
2. The Company has maintained proper records showing full particulars of intangible assets in the computerized fixed assets register
- (b) According to the information and representation have given to us by the management of the company, fixed assets have been physically verified by the management during the period under review and no material discrepancies were noticed during such physical verification of fixed assets.
- (c) According to the information and explanation given to us, the company holds immovable properties in its own name during the period under review.
- (d) Whether the company has revalued its Property, Plant and Equipment (including Right of Use assets) or intangible assets or both during the year and, if so, whether the revaluation is based on the valuation by a Registered Valuer; specify the amount of change, if the change is 10% or more in the aggregate of the net carrying value of each class of Property, Plant and Equipment or intangible assets.
- (e) Whether any proceedings have been initiated or are pending against the company for holding any Benami property under the Benami Transactions (Prohibition) Act, 1988 (45 of 1988) and rules made thereunder, if so, whether the company has appropriately disclosed the details in its financial statements. - No proceeding against the company under Benami Transaction hence this clause is not applicable.
- (ii) According to the information and explanation given to us and on the basis of the examination of records, the management has conducted the physical verification of inventory at reasonable intervals.
- (iii) According to the information and explanation given to us, during the period under review, the Company has not granted any loans whether secured or unsecured to companies, firms, Limited Liability Partnerships or other parties listed in the register maintained under section 189 of the Companies Act, 2013. Therefore, details under clause 3 (iii) of the Companies (Auditor's Report) Order, 2020 are not applicable to the company.



- (iv) During the period under review, the Company has not directly or indirectly advanced any loan to any of the directors or to any other person in whom the directors are interested or given any guarantees or provided any securities in connection with the loan taken by them or such other person pursuant to the provisions of section 185 nor made any investments pursuant to the provisions of section 186 of Companies Act 2013. Hence the details thereof are not applicable as required under clause 3 (iv) of the Companies (Auditor's Report) Order, 2020.
- (v) The Company has not accepted any deposits from the public, covered under the provisions of section 73 to 76 or any other relevant provisions of the Companies Act, 2013 and the rules framed there under, during the period under review. Therefore, clause 3 (v) of the Companies (Auditor's Report) Order, 2020 is not applicable to the company.
- (vi) As per information and explanation given by the management, provisions in relation to maintenance of cost records as specified by the Central Government under sub-section (1) of section 148 of the Companies Act, 2013 are not applicable to the Company. Therefore, clause 3 (vi) of the Companies (Auditor's Report) Order, 2022 is not applicable to the company.
- (vii) a) According to information and explanation are given to us and on the basis of the records of the Company, undisputed statutory dues including provident fund, Employees' State Insurance, profession tax, income-tax, service tax, cess and any other statutory dues have been regularly deposited with the appropriate authorities.

According to the information and explanation are given to us, there are no undisputed amounts payable in respect of profession tax, income-tax, service tax, cess and any other statutory dues were in arrears as of 31st March 2022, for a period of more than six months from the date they became payable.

- b) According to the records of the Company and the explanation given to us, there are no material dues of profession tax, income-tax, service tax, cess and any other statutory dues on account of dispute which have not been deposited with the appropriate authorities on account of any disputes. However, according to the information and explanation given to us, the following dues have not been deposited by the company on account of disputes against which the company has preferred to appeal:

Name of the Statute (Nature of Dues)	Forum where the dispute is pending	Period to which the amount relates	Amount involved



Sales Tax (MH)	Deputy Commissioner of Sales Tax	2009-10	35,51,806/-
Sales Tax (J&K)	Commissioner of Commercial Tax	2013-14	20,81,985/-
Sales Tax (WB)	Joint Commissioner of State Tax	2014-15	14,17,348/-
Good & Service Tax (MH)	Deputy Commissioners of State Tax	2017-18	5,35,664/- (including penalty and interest)
The Management is confident to win under said appeal.			

- (viii) According to the information and explanations given to us, there are no transactions which are not accounted for in the books of account which have been surrendered or disclosed as income during the year in the Tax Assessment of the Company. Also, there is no previously unrecorded income which has been now recorded in the books of account. Hence, the provision stated in paragraph 3(viii) of the Companies (Auditor's Report) Order, 2020 is not applicable to the company.
- (ix) Based on our audit procedures and the information and explanation given by management, the company has not defaulted in the repayment of loans or borrowings to any banks. The company has not taken any loan from the Government and has also not raised money through the issue of debenture during the period under review.
- (x) According to the records of the Company and the explanation given to us, the company has not raised money by way of an Initial Public Offer (IPO) or further public offer (including debt instruments) and term loans during the period under review, therefore, clause 3 (x) of the Companies (Auditor's Report) Order, 2020 is not applicable to the company.
- (xi) Based upon the audit procedures performed for the purpose of reporting the true and fair view of the financial statements and as per information and explanation were given by the Management, we report that no fraud on or by the company has been noticed or reported during the course of our audit.
- (xii) As per the information and explanation were given by the management, the company is not a Chit Fund, Nidhi or Mutual Benefit Fund/ Society. Therefore, clause 3 (xii) of the Companies (Auditor's Report) Order, 2020 is not applicable to the company.
- (xiii) Since the company is a private limited company, the provisions of section 197 read with Schedule V to the Companies Act, 2013 related to managerial remuneration and requisite approvals are not applicable to the company.



Therefore, reporting under clause 3 (xiii) of the Companies (Auditor's Report) Order, 2020 is not applicable to the company.


- (xiv) As per the information and explanation given by the management, all transactions with the related parties are in compliance with sections 177 and 188 of the Companies Act, 2013 where applicable and the details of such transactions have been disclosed in the financial statements etc., as required by the applicable accounting standards.
- (xv) As per the information and explanation given by the management, the company has not made any preferential allotment or private placement of shares or fully or partly convertible debentures during the period under review, hence the requirement of section 42 of the Companies Act, 2013 are not applicable to the company. Therefore, details under clause 3 (xv) of the Companies (Auditor's Report) Order, 2020 are not applicable to the company.
- (xvi) As per the information and explanation given by the management, the company has not entered into any non-cash transactions with directors or persons connected with him. Therefore, compliance pursuant to the provisions of section 192 of the Companies Act 2013 is not applicable. Therefore, details under clause 3 (xvi) of the Companies (Auditor's Report) Order, 2020 are not applicable to the company.
- (xvii) As per the information and explanation were given by the management, the company is not required to be registered under section 45-IA of the Reserve Bank of India Act, 1934. Therefore, clause 3 (xvii) of the Companies (Auditor's Report) Order, 2020 is not applicable to the company.
- (xviii) As per the information and explanation were given by the management, the company has not incurred any cash losses in the financial year and the immediately preceding financial year. Hence, the provisions stated in paragraph clause 3 (xviii) of the Companies (Auditor's Report) Order, 2020 are not applicable to the company.
- (xix) There has been no resignation of the statutory auditors during the year and accordingly, the provisions of clause 3(xix) of the Companies (Auditor's Report) Order, 2020 are not applicable to the company.
- (xx) On the basis of the financial ratios, ageing and expected dates of realization of financial assets and payment of financial liabilities, other information accompanying the financial statements, our knowledge of the Board of Directors and management plans and based on our examination of the evidence supporting the assumptions, nothing has come to our attention, which causes us to believe that any material uncertainty exists as on the date of the audit report indicating that company is incapable of meeting its liabilities existing at the date of the balance sheet as and when they fall due



within a period of one year from the balance sheet date. We, however, state that this is not an assurance as to the future viability of the company. We further state that our reporting is based on the facts up to the date of the audit report and we neither give any guarantee nor any assurance that all liabilities falling due within a period of one year from the balance sheet date, will get discharged by the company as and when they fall due.

- (xxi) The provisions of Section 135 towards corporate social responsibility are not applicable to the company. the provisions of clause 3(xxi) of the Companies (Auditor's Report) Order, 2020 are not applicable to the company.
- (xxii) The reporting under clause (xxii) of the order is not applicable in respect of the audit of the standalone financial statements of the Company. Accordingly, no comment has been included in respect of said clause under this report.

For M/s. Shyam C Agrawal & Co.
Chartered Accountants
Firm No.110243W



Shyam C Agrawal
(Proprietor)
M.No. 031774
UDIN: 22031774AVSSRD7456

Place : Mumbai
Date : 02.09.2022

ENRICH RD INFRAPROJECTS PRIVATE LIMITED

CIN: U31401MH2007PTC173318

Balance Sheet as at 31st March, 2022

(Amount in Rupees)

Particulars	Note No.	Figures for the current reporting period	Figures for the previous reporting period
		2021-22	2020-21
I. EQUITY AND LIABILITIES			
I. Shareholder's Funds			
a. Share Capital	2	32,45,000	32,45,000
b. Reserves and Surplus	3	11,05,45,091	9,15,14,133
		11,37,90,091	9,47,59,133
II. Share application money pending allotment		-	-
III. Non-Current Liabilities			
a. Long-Term Borrowings	4	7,67,20,259	8,77,97,858
Total Non-Current Liabilities		7,67,20,259	8,77,97,858
IV. Current Liabilities			
a. Short-Term Borrowings	5	11,45,86,636	2,30,67,421
b. Trade Payables	6	1,59,40,254	3,37,45,529
c. Other Current Liabilities	7	3,28,29,660	3,46,31,265
d. Short-Term Provisions	8	2,63,32,562	2,48,06,439
Total Current Liabilities		18,96,89,112	11,62,50,655
TOTAL EQUITY AND LIABILITIES		38,01,99,463	29,88,07,646
II. ASSETS			
I. Non-Current Assets			
a. Property, Plant and Equipment and Intangible Assets	9		
i. Property, Plant and Equipment		34,52,451	43,30,835
ii. Intangible Assets		-	-
iii. Capital Work-In-Progress		-	-
iv. Intangible Assets Under Development		-	-
b. Non current investments		-	-
c. Deferred Tax Asset (Net)	10	13,60,827	12,58,075
d. Long term Loans and Advances		-	-
e. Other non current assets		-	-
Total Non-Current Assets		48,13,278	55,88,910
II. Current Assets			
a. Current Investments	11	79,067	50,000
b. Inventories	12	13,65,66,171	12,03,07,325
c. Trade Receivables	13	20,33,91,559	10,21,36,878
d. Cash and Cash Equivalents	14	5,22,360	8,99,777
e. Short-term Loans and Advances	15	4,57,494	13,58,145
f. Other current assets	16	3,43,69,534	6,84,66,607
Total Current Assets		37,53,86,185	29,32,18,732
TOTAL ASSETS		38,01,99,463	29,88,07,646
CONTINGENT LIABILITIES AND COMMITMENT	25	75,86,803	4,33,42,555

Significant Accounting Policies

1

The Accompanying notes from 1-28 are integral part of the financial statements.

As per our report of even date attached herewith.

For Shyam C Agrawal & Co.

Chartered Accountants

FRN :- 110243W



Mr. Shyam C Agrawal

Proprietor

Mem No.: 031774

UDIN : 22031774AVSSRD7456

Place: Mumbai

Date : 02.09.2022

For and on behalf of Board of Directors of
ENRICH RD INFRAPROJECTS PVT LTD.

Sunil H. Agrawal
(Director)

Deepak D Redekar
(Director)

DIN-00022713

DIN-02812637



ENRICH RD INFRAPROJECTS PRIVATE LIMITED

CIN: U31401MH2007PTC173318

Statement of Profit and Loss for the year ended on 31st March, 2022

(Amount in Rupees)

Particulars	Note No.	Figures for the current reporting period	Figures for the previous reporting period
		2021-22	2020-21
INCOME			
I. Revenue from operations	17	34,96,97,365	49,24,37,592
II. Other Income	18	48,47,577	17,23,055
III. Total Income (I+II)		35,45,44,942	49,41,60,646
IV. EXPENSES			
Cost of Raw Materials & Components consumed	19	22,96,45,024	34,57,98,691
Changes in inventories of Finished Goods, work-in-progress and stock in trade	20	(1,44,96,829)	(3,30,31,796)
Direct Cost	21	4,74,90,396	8,40,45,731
Employee Benefit Expenses	22	2,03,10,600	1,75,22,451
Finance costs	23	1,96,62,194	1,54,38,742
Depreciation and amortization expense	9	12,49,630	12,95,483
Other expenses	24	2,47,31,876	2,81,40,755
Total Expenses		32,85,92,892	45,92,10,058
V. Profit/(Loss) before Exceptional and Extraordinary items and tax (III-IV)		2,59,52,051	3,49,50,590
VI. Exceptional Items		-	-
VII. Profit/(Loss) before Extraordinary Items and Tax (V-VI)		2,59,52,051	3,49,50,590
VIII. Extraordinary Items		-	-
IX. Profit/(Loss) before tax (VII-VIII)		2,59,52,051	3,49,50,590
X. Tax Expenses:			
a) Current tax		70,23,845	98,79,436
b) Prior Year tax Short Provision		-	63,937
c) Deferred tax		(1,02,752)	(12,33,720)
XI) Profit/(Loss) for the period (IX-X)		1,90,30,958	2,62,40,937
Balance Carried to Balance Sheet		1,90,30,958	2,62,40,937
XII) Earning per equity share:			
Basic	26	58.65	80.87
Diluted		58.65	80.87

Summary of Significant Accounting Policies

1

The Accompanying notes from 1-28 are integral part of the financial statements.

As per our report of even date attached hereewith.

For Shyam C Agrawal & Co.

Chartered Accountants

FRN:- 110243W



Mr. Shyam C Agrawal

Proprietor

Mem No.: 031774

UDIN: 22031774AVSSRD7456

Place : Mumbai

Date : 02.09.2022

For and on behalf of Board of Directors of
ENRICH RD INFRAPROJECTS PVT LTD.

Sunil H. Agrawal
(Director)

DIN-00022713

Deepak D Redekar
(Director)

DIN-02812637



ENRICH RD INFRAPROJECTS PRIVATE LIMITED

CIN: U31401MH2007PTC173318

Cash Flow Statement for the year ended on 31st March, 2022

Particulars	Figures as at the end of current reporting period	Figures as at the end of previous reporting period
	2021-22	2020-21
A. Cash Flow From Operating Activities		
Profit /(Loss) Before Tax	2,59,52,051	3,49,50,590
Adjustments for:		
Depreciation and amortisation expenses	12,49,630	12,95,483
Finance Cost	1,96,62,194	1,54,38,742
	2,09,11,824	1,67,34,225
Operating Profit before Working Capital Changes	4,68,63,875	5,16,84,815
Adjustments for:		
Decrease/(Increase) in Inventories	(1,62,58,846)	(2,25,51,327)
Decrease/(Increase) in Receivables	(10,12,54,681)	4,56,65,411
Decrease/(Increase) in Short Term Loans & Advances	9,00,651	79,49,553
Decrease/(Increase) in Other Current Assets	3,40,97,073	(1,58,61,935)
Increase/(Decrease) in Long Term Borrowings	(1,10,77,599)	(1,80,32,470)
Increase/(Decrease) in Short Term Borrowings	9,15,19,215	(53,68,368)
Increase/(Decrease) in Payables	(1,78,05,275)	(4,64,67,462)
Increase/(Decrease) in Other Current Liabilities	(18,01,605)	84,59,475
Increase/(Decrease) in Short Term Provisions	15,26,123	2,25,57,184
Change of Working Capital	(2,01,54,943)	(2,36,49,939)
Cash generated from operations	2,67,08,932	2,80,34,876
Less: Tax Paid/Provision for Deferred Tax	69,21,093	87,09,653
Less : Deferred Tax	(1,02,752)	(12,33,720)
Net Cash flow from/(used in) Operating activities	1,96,85,087	1,80,91,503
B. Cash Flow From Investing Activities		
Cash Payment to acquire tangible assets	(3,71,243)	(23,08,703)
Interest and income from current investments	(29,067)	-
Decrease/(Increase) in Non Current Assets	-	-
Net Cash Flow from/(used in) Investing activities	(4,00,310)	(23,08,703)
C. Cash Flow From Financing Activities		
Proceeds from Issue of Shares	-	-
Increase in Reserve & surplus	-	-
Finance cost	(1,96,62,194)	(1,54,38,742)
Net Cash Flow from/(used in) financing activities	(1,96,62,194)	(1,54,38,742)
Net Increase/(decrease) in cash & Cash Equivalents	(3,77,417)	3,44,058
Opening Cash & Cash Equivalents	8,99,777	5,55,718
Closing Cash & Cash Equivalents	5,22,360	8,99,777

Significant Accounting Policies

The Accompanying notes from 1-28 are integral part of the financial statements.

As per our report of even date attached herewith.

Mr. Shyam C Agrawal

Chartered Accountants

FRN:- 110243W

Mr. Shyam C Agrawal

Proprietor

Mem No.: 031774

UDIN: 22031774AVSSRD7456

Place: Mumbai

Date : 02.09.2022



For and on behalf of Board of Directors of
ENRICH RD INFRAPROJECTS PVT LTD.

Sunil H. Agrawal
(Director)

DIN-00022718

Deepak D Redekar
(Director)

DIN-02012637



Enrich RD Infraprojects Private Limited

Notes to the Standalone Financial Statements for the year ended 31st March, 2022

General Information about the Company:

M/s. Enrich RD Infraprojects Pvt Ltd ("the Company") was incorporated on 21/08/2007.

It is catering to Indian Railway for Contracting business and the company is bidding and executing overhead electricals work for railways all over India. The company is bidding, dealing & executing contracts on PAN India basis & has successfully diversified its client portfolio to include all the major players in the railway division i.e., Western Railway, Central Railway, Southern Railway, Eastern Railways as well CORE, RVNL, IRCON, MRVC etc (Public Sector Undertaking Company's) and Metropolitan Transport Project for their various engineering and electrical contracts awarded regularly. We at 'Enrich aim to promote, establish, acquire, and carry on the business of Electrical/Engineering contracts on PAN India footprint. Enrich is specialized in providing complete electrical solutions on erection/supply. Electrical engineering is the core strength of Enrich.

The company's registered office is at B/212, Western Edge II, Behind Metro mall, Borivali East, Mumbai 400066. It is a Private Limited company; limited by shares.

Note 1: Significant Accounting policies:

a) Basis of preparation of financial statements (AS-1)

These financial statements are prepared in accordance with India Generally Accepted Accounting Principles (GAAP) under the historical cost convention on an accrual basis. GAAP comprises mandatory accounting standards as prescribed under section 133 of the Companies Act, 2013 ("the Act") read with Rule 7 of Companies (Accounts) Rules, 2014, the provisions of the Act (to the extent notified). Accounting policies have been consistently applied except where a newly-issued accounting standard is initially adopted or a revision to an existing accounting standard requires a change in the accounting policy hitherto in use.

b) Valuation of Inventories (AS -2)

Inventories are valued at cost or net realizable value, whichever is lower, computed on a weighted average basis after providing cost of obsolescence and other anticipated losses wherever considered necessary. Cost comprises expenditure incurred in the normal course of business in bringing the inventories to their present location and condition.

In case Invoices approved for payment but the Railway Department has retained some amount out of approved invoice amount, the same has been regrouped under Work in Progress.



Enrich RD Infraprojects Private Limited

Notes to the Standalone Financial Statements for the year ended 31st March, 2022

c) Cash and cash equivalents (AS-3)

Cash and cash equivalents comprise cash and cash on deposit with banks and corporations. The Company considers all highly liquid investments with a remaining maturity at the date of purchase of three months or less and that are readily convertible to known amounts of cash to be cash equivalents.

d) Use of estimates (AS - 5)

The preparation of financial statements in conformity with generally accepted accounting principles requires the management to make estimates and assumptions that affect the reported amounts of assets and liabilities and the results of operations during the reporting period. Although these estimates are based upon management's best knowledge of current events and actions, actual results could differ from those estimates.

e) Depreciation and amortization (AS -6)

Depreciation on fixed assets is provided on the WDV value as per schedule II to the Companies Act, 2013. Depreciation for assets purchased/sold during a period is proportionately charged. Individual low-cost assets (acquired for Rs 5,000/- or less) are depreciated over a period of one year from the date of acquisition.

Depreciation and amortisation methods, useful lives and residual values are reviewed periodically, including at each financial year-end.

f) Revenue recognition (AS - 9)

The Company follows a mercantile system of Accounting and recognizes income and expenditure on an accrual basis.

Contract Revenue has been recognized as the net of the amount approved after deducting the retention money and unapproved held by the Railway department which was disclosed under the head in Work in Progress.

g) Fixed assets

Tangible Assets: (AS-10)

Tangible Assets are stated at cost net of recoverable taxes, trade discounts and rebates and include amounts added on revaluation, less accumulated depreciation and impairment loss, if any. The cost of Tangible Assets comprises its purchase price, borrowing cost and any cost directly attributable to bringing the asset to its working condition for its intended use, net charges on foreign exchange contracts and adjustments arising from exchange rate variations attributable to the assets.

Subsequent expenditures related to an item of Tangible Asset are added to its book value only if they increase the future benefits from the existing asset beyond its previously assessed standard of performance.



Enrich RD Infraprojects Private Limited

Notes to the Standalone Financial Statements for the year ended 31st March, 2022

- h) **Accounting of foreign exchange gain/loss (AS - 11)**
During the year under audit company has not entered any transaction in foreign currencies
- i) **Investment (AS - 13)**
Non-Current Investments are stated at Cost. Provision for diminution in the value of long term Investments is made only if such decline is other than temporary in the opinion of the management.
- j) **Retirement Benefits (AS-15)**
i) Short-term employee benefits are recognised as an expense at the undiscounted amount in the Statement of Profit and Loss of the year in which the employee has rendered services.

ii) Long-term employee benefits are recognised as an expense in the Statement of Profit and Loss of the year in which the employee has rendered services.
- k) **Borrowing cost (AS-16)**
Borrowing costs that are attributable to the acquisition, construction or production of a qualifying asset is capitalized as part of the cost of that asset. Other borrowing costs are recognized as an expense in the year in which they are incurred.
- l) **Segment Reporting (AS-17)**
The Company identifies primary segments based on the dominant source, nature of risk and returns and the internal organization and management structure. The accounting policies adopted for segment reporting are in line with the accounting policies of the company. Segment revenue, segment expenses, segment assets and segment liabilities have been identified to segment on the basis of their relationship to the operating activities of the segment. Revenue, expenses, assets and liabilities which relate to the company as a whole and are not allocable to segment on reasonable basis, have been included under "Unallocated Revenue, Expenses, Assets and Liabilities".
- m) **Earnings per share (AS - 20)**
Basic earnings per share is computed by dividing the net profit after tax by the weighted average number of equity shares outstanding during the period. Diluted earnings per share is computed by dividing the net profit after tax by the weighted average number of equity shares considered for deriving basic earnings per share and also the weighted average number of equity shares that could have been issued upon conversion of all dilutive potential equity shares. The diluted potential equity shares are adjusted for the proceeds receivable, had the shares been actually issued at fair value, which is the average market value of the outstanding shares. Dilutive potential equity shares are deemed converted as of the beginning of the period, unless issued



Enrich RD Infraprojects Private Limited

Notes to the Standalone Financial Statements for the year ended 31st March, 2022

at a later date. The number of shares and potentially dilutive equity shares are adjusted retrospectively for all periods presented for any share splits and bonus shares issues including for changes effected prior to the approval of the financial statements by the Board.

n) Income tax (AS - 22)

Income tax is accrued in the same period that the related revenue and expenses arise. A provision is made for income tax annually, based on the tax liability computed, after considering tax allowances and exemptions. Provisions are recorded when it is estimated that a liability due to disallowances or other matters is probable. Minimum Alternate Tax (MAT) paid in accordance with the tax laws, which gives rise to future economic benefits in the form of tax credit against future income tax liability, is recognized as an asset in the Balance Sheet if there is convincing evidence that the Company will pay normal tax after the tax holiday period and the resultant asset can be measured reliably. The Company offsets, on a year on year basis, the current tax assets and liabilities, where it has a legally enforceable right and where it intends to settle such assets and liabilities on a net basis.

The differences that result between the profit considered for income taxes and the profit as per the financial statements are identified, and thereafter a deferred tax asset or deferred tax liability is recorded for timing differences, namely the differences that originate in one accounting period and reverse in another, based on the tax effect of the aggregate amount of timing difference. The tax effect is calculated on the accumulated timing differences at the end of an accounting period based on enacted or substantively enacted regulations.

Deferred tax assets are reviewed for the appropriateness of their respective carrying values at each reporting date. Deferred tax assets and deferred tax liabilities have been offset wherever the Group has a legally enforceable right to set off current tax assets against current tax liabilities and where the deferred tax assets and deferred tax liabilities relate to income taxes levied by the same taxation authority.

o) Impairment of Assets (AS - 28)

The Management periodically assesses, using external and internal sources, whether there is an indication that an asset may be impaired. An impairment loss is recognized wherever the carrying value of an asset exceeds its recoverable amount. The recoverable amount is higher of the asset's net selling price and value in use, which means the present value of future cash flows expected to arise from the continuing use of the asset and its eventual disposal.

An impairment loss for an asset is reversed if, and only if, the reversal can be related objectively to an event occurring after the impairment loss was recognized. The carrying amount of an asset is increased to its revised recoverable amount, provided that this amount does not exceed the carrying amount that would have been



Enrich RD Infraprojects Private Limited

Notes to the Standalone Financial Statements for the year ended 31st March, 2022

determined (net of any accumulated amortization or depreciation) had no impairment loss been recognized for the asset in prior years.

p) Provisions and contingent liabilities (AS - 29)

A provision is recognized when the Company has a present obligation as a result of a past event; it is probable that an outflow of resources will be required to settle the obligation, in respect of which a reliable estimate can be made. Provisions are not discounted to its present value and are determined based on best estimate required to settle the obligation at the balance sheet date. These are reviewed at each balance sheet date and adjusted to reflect the current best estimates.

Contingent Liabilities, if any, are disclosed in the Notes to Accounts. Provision is made in the accounts in respect of those contingencies which are likely to materialize into liabilities.

A provision is recognized if, as a result of a past event, the Company has a present legal obligation that can be estimated reliably, and it is probable that an outflow of economic benefits will be required to settle the obligation. Provisions are determined by the best estimate of the outflow of economic benefits required to settle the obligation at the reporting date. Where no reliable estimate can be made, a disclosure is made as a contingent liability. A disclosure for a contingent liability is also made when there is a possible obligation or a present obligation that may, but probably will not require an outflow of resources. Where there is a possible obligation or a present obligation in respect of which the likelihood of outflow of resources is remote, no provision or disclosure is made.

- q) Business of the company is spread in the different geographic regions within India. Accounts of the said geographic region are maintained at the registered office in Mumbai, Maharashtra in accordance with generally accepted accounting principles in India Therefore, the company has not appointed a separate auditor as branch auditor in a different geographic region as per section 143(8) of the companies Act, 2013.
- r) Bank guarantee issued to railways against LOA by the company's banker of Rs.10,29,94,578/- up to the 31st March, 2022.
- s) Company has entered into a merger agreement dtd 28.03.2022 with ABNCO Vie Win Ent Pvt Ltd for improvement and expansion of business in the different segments and achieves the possible growth based on the market opportunities available in this sector of the merging company. The matter for merging with Enrich RD Infraprojects Pvt Ltd will be processed after the merging of ABNCO Vie Win Ent Pvt Ltd is approved by NCLT & ROC and related statutory authorities.




Enrich RD Infraprojects Private Limited

Notes to the Standalone Financial Statements for the year ended 31st March, 2022

- t) Previous year's figures have been re-grouped and/or re-arranged wherever considered necessary.

For Shyam C Agrawal & Co.
Chartered Accountants
Firm No.110243W


CA. Shyam . C. Agrawal
Proprietor
M. No. 031774
UDIN: 22031774AVSSRD7456



For and on behalf of Board Directors
Enrich RD Infra Projects Pvt. Ltd.


Sunil H Agrawal
Director
DIN No. 00022713


Deepak D Redekar
Director
DIN 02812637



Place: Mumbai
Date: 02.09.2022

ENRICH RD INFRAPROJECTS PRIVATE LIMITED

CIN: U31401MH2007PTC173318

Notes to the Financial Statements for Balance Sheet as at 31st March, 2022

(Amount in Rupees)

Particulars	Figures for the current reporting period	Figures for the previous reporting period
	2021-22	2020-21
2. Share Capital		
Authorised Share Capital		
10,00,000 Equity Shares of Rs. 10/- each	1,00,00,000	1,00,00,000
Issued, Subscribed and Fully Paid-up Share Capital		
3,24,500 Equity Shares of Rs. 10/- each Fully Paid	32,45,000	32,45,000
Total issued, subscribed and fully paid-up share capital	32,45,000	32,45,000

a. Reconciliation of the shares outstanding at the beginning and at the end of the reporting period

	No of Shares	No of Shares
At the beginning of the period	3,24,500	3,24,500
Issued during the period	-	-
Outstanding at the end of the period	3,24,500	3,24,500

b. Terms/Rights attached to Equity Shares

(i) The company has only one class of equity shares having a par value of `10 per share. Each holder of equity shares is entitled to one vote per share. The company declares and pays dividends in Indian rupees. The dividend proposed by the Board of Directors is subject to the approval of the shareholders in the ensuing Annual General Meeting.

c. Details of shareholders holding more than 5% shares in the company

Particulars	As at 31st March 2022		As at 31st March 2021	
	No. of shares	%	No. of shares	%
Equity shares of Rs 10 each fully paid				
Sunil H. Agrawal	75,000	23.11%	75,000	23.11%
Manali Realcon Private Limited	1,59,500	49.15%	1,59,500	49.15%
Manav Agrawal	34,300	10.57%	34,300	10.57%
Surekha Agrawal	25,700	7.92%	25,700	7.92%
Total	2,94,500	90.76%	2,94,500	90.76%

As per records of the company, including its register of shareholders/members and other declarations received from shareholders regarding beneficial interest, the above shareholding represents both legal and beneficial ownerships of shares.

d. Details of promoters holding in the company

Shares held by promoters at the end of the year 31st March 2022


Sr. No.	Promoter Name	No. of Shares	% of total shares	% Changed during the year
1	Sunil Agrawal	75,000	23.11%	No Change
2	Manali Realcon Pvt Ltd	1,59,500	49.15%	No Change
		2,34,500	72.27%	

Shares held by promoters at the end of the year 31st March 2021

Sr. No.	Promoter Name	No. of Shares	% of total shares	% Changed during the year
1	Sunil Agrawal	75,000	23.11%	No Change
2	Manali Realcon Pvt Ltd	1,59,500	49.15%	No Change
		2,34,500	72.27%	



3. Reserves & Surplus		
Securities Premium Reserve		
Balance at the beginning of the year	2,57,05,000	2,57,05,000
Add:- Addition during the year	-	-
Balance at the end of the year	2,57,05,000	2,57,05,000
Surplus/(deficit) in the statement of Profit and Loss		
Balance as per last Financial Statements	6,58,09,133	3,95,68,197
Add:- Profit for the year	1,90,30,958	2,62,40,937
Add:- Reserves set aside from previous years	-	-
Add:- Reserves (short provision of MAT Credit)	-	-
Less: Retained Earning	-	-
Net Surplus/(Deficit) in the statement of Profit and Loss	8,48,40,091	6,58,09,133
Total Reserves and Surplus	11,05,45,091	9,15,14,133
4. Long Term Borrowings		
a) Term Loans From Bank	3,80,05,174	4,90,50,588
b) From Other Parties	3,87,15,085	3,87,47,270
	7,67,20,259	8,77,97,858
The above amount includes		
Secured Borrowings	3,80,05,174	4,90,50,588
Unsecured Borrowings	3,87,15,085	3,87,47,270
	7,67,20,259	8,77,97,858
5. Short Term Borrowings		
a) Loans repayable on Demand		
From Bank	11,05,86,636	2,30,67,421
b) Loans & Advances From Related Parties		
Sunil Agrawal	40,00,000	-
	11,45,86,636	2,30,67,421
The above amount includes		
Secured Borrowings	11,05,86,636	2,30,67,421
Unsecured Borrowings	40,00,000	-
	11,45,86,636	2,30,67,421
5.1 The company has been sanctioned various facilities by Indusind BankLtd viz. Cash Credit Limit of Rs. 10 Cr, B.G. Limit of Rs. 22 Cr, GECL term loan facility of Rs. 1.38 Cr		
5.2 The Working Capital facility is sanctioned against Hypothication of stocks, book debts and contracts (Primary Security).		
5.3 The Credit facility is secured by way of Collateral Security offered by M/s. ABNCO Logistics Pvt Ltd. The facility is also covered by personal guarantee of Mr Sunil agrawal and Corporate Guarantee of Manali Realcon Pvt Ltd & ABNCO Logistics Pvt Ltd		
6. Trade Payables		
Total outstanding dues of Creditors from micro, small and medium enterprises	(7,94,656)	10,44,108
Total outstanding dues of creditors other than micro enterprises	1,38,82,452	2,76,68,241
Total outstanding dues of creditors for Expenses	28,52,457	50,33,180
	1,59,40,254	3,37,45,529
6.1 Trade Payable are subject to confirmation from respective party and reconciliation and consequent adjustment thereof, if any.		
6.2 Detail and declaration on Dues to Micro and Small Enterprises as defined under the MSMED Act 2006 are, as per representation received from the management, the dues if any from MICRO and SMALL Enterprises registered under MSMED Act 2006 are mentioned.		



7. Other Current Liabilities		
<u>Other payables</u>		
a) Current Maturities of Secured Loans	98,72,229	63,16,210
b) Retention Money	42,01,418	41,82,662
c) Statutory Dues	24,69,818	28,08,846
d) Performance Security Deposits	1,64,13,107	2,11,60,613
e) Advance for Site Expense	(1,26,912)	1,62,935
	3,28,29,660	3,46,31,265
The above amount of Current Maturity includes		
Secured from Bank	98,72,229	63,16,210
Unsecured from Bank	-	-
Unsecured from Others	2,29,57,431	2,83,15,056
	3,28,29,660	3,46,31,266
8. Short Term Provisions		
Provision For Employee Benefit	25,00,062	17,68,033
Other Provisions	2,38,32,500	2,30,38,406
	2,63,32,562	2,48,06,439
11. Investments		
Investment in Joint venture	79,067	50,000
	79,067	50,000
12. Inventories		
Work In Progress	11,87,75,081	10,42,78,252
Stocks of Raw Materials	1,77,91,090	1,60,29,073
	13,65,66,171	12,03,07,325
13. Trade Receivables		
<u>1. Outstanding for more than six month</u>		
a) Secured, considered good		
b) Unsecured, considered good	12,65,81,767	2,81,90,833
c) Doubtful		
	12,65,81,767	2,81,90,833
<u>2. Other Receivables</u>		
a) Secured, considered good	-	-
b) Unsecured, considered good	7,68,09,793	7,39,46,045
c) Doubtful		
	7,68,09,793	7,39,46,045
	20,33,91,559	10,21,36,878
13.1 Trade receivables are subject to confirmation from the parties.		
14. Cash and Cash Equivalents		
Balances with banks in Current Account	2,88,361	5,43,580
Cash on hand	2,33,999	3,56,196
	5,22,360	8,99,776
14.1 Cash on hand is physically verified by the management and certificate for the same is obtained from management.		
15. Short Term Loans and advances		
Loans and advances to related parties	-	5,00,000
<u>Others</u>		
a) Advance to Supplier	-	6,55,664
b) Advance to Contractor	2,47,494	80,481
c) Other Advances (Advance against salary)	2,10,000	1,22,000
	4,57,494	13,58,145



16. Other Current Assets		
a) Statutory Dues Receivable/Refund	1,82,38,100	3,54,03,543
b) Fixed Deposits with Bank	1,40,58,518	3,00,14,043
c) Other Deposits	9,84,892	8,23,283
d) Others	10,88,024	22,25,738
	3,43,69,534	6,84,66,607
Secured, considered good	1,40,58,518	3,00,14,043
Unsecured, considered good	2,03,11,016	3,84,52,564
	3,43,69,534	6,84,66,607

14.1 FDR are pledged with the bank against the facilities availed from the bank and Security Deposit at Railway against MISC tender and contracts



ENRICH RD INFRAPROJECTS PRIVATE LIMITED

CIN: U31401MH2007PTC173318

Notes to the Profit and Loss for the year ended 31st March, 2022

(Amount in Rupees)

Particulars	Figures for the current reporting period	Figures for the previous reporting period
17. Revenue from operations	2021-22	2020-21
Sales & Contractual Revenue	34,96,97,365	49,24,37,592
	34,96,97,365	49,24,37,592
18. Other Income		
Other Income	48,47,577	17,23,055
	48,47,577	17,23,055
19. Cost of Materials Consumed		
Inventory at the beginning of the year	1,60,29,073	2,65,09,542
Add: Purchases	23,14,07,041	33,53,18,222
Add: Cost of Contract/Deferred Sales	-	-
	24,74,36,114	36,18,27,764
Less: Inventory at the end of the year	1,77,91,090	1,60,29,073
	22,96,45,024	34,57,98,691
19.1 Cost of Contract/Deferred Sales		
Closing Work in Progress	-	-
Opening Work In Progress	-	-
	-	-
20. Changes in inventories of Finished Goods, work-in-progress and stock in trade		
Closing Work in Progress-(Retention)	11,87,75,081	10,42,78,252
Closing Work in Progress	-	-
	11,87,75,081	10,42,78,252
Opening Work In Progress	-	-
Opening Work in Progress -(Retention)	10,42,78,252	7,12,46,456
	10,42,78,252	7,12,46,456
	(1,44,96,829)	(3,30,31,796)
21. Direct Cost		
Consumption of Stores & Spare Parts	68,817	88,295
Power & Fuel	19,00,238	18,78,976
Erection & Foundation Expenses	4,00,55,602	5,29,96,554
Site Related Expenses	19,94,273	20,90,757
Rent & Hiring Charges	26,65,916	35,84,784
Price Variation Charges	-	2,26,32,818
Others	8,05,550	7,73,547
	4,74,90,396	8,40,45,731
22. Employee Benefit Expenses		
Salaries & Wages	1,99,52,807	1,70,17,866
Staff welfare expense	3,57,793	5,04,585
	2,03,10,600	1,75,22,451
23. Finance Costs		
Interest Expense	1,22,33,158	1,35,08,453
Other Borrowing Costs	74,29,037	19,30,289
	1,96,62,194	1,54,38,742



24. Other Expenses		
Audit Fees	10,000.00	45,000
Commission & Brokerage	11,00,000	54,00,000
Manpower Security	31,98,407	25,91,112
Rates and taxes, excluding taxes on income	26,84,517	4,45,158
Rent & Maintenance Charges	12,72,000	10,77,485
Repairs and maintenance	3,66,116	1,43,770
Professional Charges	58,77,413	64,69,500
Miscellaneous expenses	71,14,317	1,03,51,169
Stamp Duty Expenses	20,19,911	-
Vehicle Expenses	10,89,195	16,17,561
	2,47,31,876	2,81,40,755
25. Contingent Liabilities and Commitments		
Sales Tax F.Y 2009-10 (Maharashtra)	35,51,806	35,51,806
Sales Tax F.Y 2014-15 (Maharashtra)	-	4,50,000
Sales Tax F.Y 2014-15,2015-16 & 2016-17 (Karnataka)	-	3,72,06,022
Sales Tax F.Y 2013-14,2014-15 & 2015-16 (Jammu)	-	21,34,727
Sales Tax F.Y 2013-14 (Jammu)	20,81,985	-
Sales Tax F.Y 2014-15 (West Bengal)	14,17,348	-
GST F.Y.2017-18 (Maharashtra)	5,35,664	-
	75,86,803	4,33,42,555
26. Earning per Share		
Profit available for distribution to equity shareholders	1,90,30,958	2,62,40,937
No. of Shares outstanding at the year end	3,24,500	3,24,500
Basic earning per share	58.65	80.87
10. Deffered Tax Assets/(Liabilities)		
Deferred Tax Liability at the beginning of the year	12,58,075	24,355
Provision for deferred tax assets during the Year	1,02,752	12,33,720
Net Deferred Tax Liability at the end of the year	13,60,827	12,58,075



27. Related party Transactions :

1. Related party relationship on the basis of requirements of Accounting Standard 18 (AS-18) is identified by the Company and relied upon by the Auditors.

1. Relationship**(a) Key Management Personnel**

- | | |
|----------------------------|----------|
| 1. Sunil H Agrawal | Director |
| 2. Deepak Dashrath Redekar | Director |
| 3. Manali Agrawal | Director |

(b) Relatives of Key Management Personnel

- | | |
|----------------------|-----------------------|
| 1. Surekha N Agarwal | Relative of Directors |
| 2. Natwar Agrawal | Relative of Directors |
| 3. Shalini Agrawal | Relative of Directors |
| 4. Kailashee Redekar | Relative of Directors |
| 5. Manav Agrawal | Relative of Directors |

(c) Other Related Parties where control exists:**2. Transaction carried out with related parties referred in 1 above, in ordinary course of business:**

Transactions	a) Key Management Personnel	b) Relatives of Key Management Personnel	c) Other Related Parties where control exists:
Remuneration to Directors			
Sunil H Agrawal	15,60,000		
Deepak Redekar	7,80,000		
Salary			
Shalini Agrawal		14,40,000	
Kailashee Redekar		4,20,000	
Manav Agrawal		3,00,000	
Hariprasad Agrawal		3,00,000	
Nirmala Agrawal		6,60,000	
Professional Fees			
Natwar Agrawal		27,00,000	
Rent			
Surekha N Agarwal		12,00,000	
	23,40,000	70,20,000	



ENRICH RD INFRAPROJECTS PRIVATE LIMITED
Notes to the Profit and Loss for the year ended 31st March, 2022
CIN: U31401MH2007PTC173318

28. Segment Reporting

The Management of the company has identified geographic segment as primary segment as per AS 17. The segment has been identified and reported taking into account economic environment and risk & return exist at different geographical area.

Particulars	Year	Maharashtra	Madhya Pradesh	Tamil Nadu	Uttar Pradesh	Gujarat	Karnataka	West Bengal	Jammu & Kashmir	Unallocated	Total
Segment Revenue	Current	12,73,46,766	6,95,94,930	1,01,65,091	5,60,76,398	3,65,62,569	25,00,001	5,24,01,939	-	-	35,46,47,694
	Previous	11,15,28,874	1,50,65,065	2,20,36,407	15,39,74,711	19,14,28,880	1,09,100	-	-	-	49,41,43,037
Segment Expenditure	Current	13,65,77,351	5,87,04,699	1,21,35,010	4,98,93,198	3,22,60,647	20,97,469	3,68,41,518	82,999	-	32,85,92,890
	Previous	10,72,89,733	1,71,12,272	1,74,12,658	14,82,40,816	15,15,92,740	8,86,281	-	-	2,53,03,665	46,78,38,164
Segment Results	Current	(92,30,584)	1,08,90,231	(19,69,919)	61,83,200	43,01,921	4,02,532	1,55,60,421	(82,999)	-	2,60,54,804
	Previous	42,39,141	(20,47,207)	46,23,749	57,33,895	3,98,36,140	(7,77,181)	-	-	(2,53,67,602)	2,62,40,935
Segment Assets	Current	11,48,82,990	3,23,31,642	1,22,88,176	1,74,77,871	6,11,18,120	1,78,17,607	5,76,32,144	-	-	31,35,48,549
	Previous	9,54,07,101	1,13,09,481	2,53,64,315	2,77,08,241	7,10,37,672	2,61,21,960	-	-	-	25,69,48,771
Segment Liabilities	Current	21,07,72,730	10,70,084	3,44,598	14,37,235	14,72,230	-	7,62,003	-	-	21,58,58,881
	Previous	14,65,32,821	7,62,349	9,25,127	1,71,43,394	1,08,18,500	20,85,984	-	-	-	17,82,68,176

*** Note**

In preparing the above segment report heads like Share Capital, Short term current liabilities, Short term Current Assets is not consider in segment assets and segment liabilities



ENRICH R.D INFRAPROJECTS PRIVATE LIMITED.

Notes to the Financial Statements for the year ended as at 31st March 2022

9. Property, Plant and Equipment and Intangible Assets

(Amount in Rupees)

Sr. No	Particulars	Gross Block				Depreciaton				Net Block	
		Value at the beginning of reporting period	Addition during the year	Deduction during the year	Value at the end of reporting period	Value at the beginning of reporting period	Addition during the year	Deduction during the year	Value at the end of reporting period	WDV as at the end of reporting period	WDV as at the beginning of reporting period
I	Property, Plant and Equipment and Intangible Assets										
	Plant & Equipment	33,93,728	2,92,529	60,729	36,25,528	17,41,220	3,45,231	-	20,86,451	15,39,073	16,52,508
	Furniture & Fixtures	9,39,382	80,000	-	10,19,382	5,08,732	1,23,194	-	6,31,926	3,87,456	4,30,650
	Vehicles	38,64,593	21,000	6,611	38,78,982	19,23,700	6,01,237	-	25,24,937	13,54,036	19,40,893
	Office Equipments	4,35,101	45,061	-	4,80,162	3,01,166	70,785	-	3,71,951	1,08,211	1,33,935
	Computers	7,96,113	-	-	7,96,113	6,23,254	1,09,183	-	7,32,437	63,675	1,72,859
	SUB TOTAL (I)	94,28,917	4,38,590	67,340	98,00,167	50,98,072	12,49,630	-	63,47,702	34,52,451	43,30,835
II	Intangible Assets										
	Goodwill	-	-	-	-	-	-	-	-	-	-
	SUB TOTAL (II)	-	-	-	-	-	-	-	-	-	-
III	Capital Work In Progress										
	WIP Shed Account	-	-	-	-	-	-	-	-	-	-
	SUB TOTAL (III)	-	-	-	-	-	-	-	-	-	-
IV	Intangible Assets Under Development										
	SUB TOTAL (IV)	-	-	-	-	-	-	-	-	-	-
	Total [I+ II + III+ IV] (Current Year)	94,28,917	4,38,590	67,340	98,00,167	50,98,072	12,49,630	-	63,47,702	34,52,451	43,30,835
	(Previous Year)	71,21,888	23,07,030	-	94,28,917	38,02,589	12,95,483	-	50,98,072	43,30,835	33,17,615



ENRICH RD INFRAPROJECTS PRIVATE LIMITED
Notes forming part of the financial statements

Note No.6:Trade Payables

Particulars	As at 31st March, 2022					As at 31st March, 2021				
	Outstanding for the following periods from due date of payment					Outstanding for the following periods from due date of payment				
	Less than 1 year	1-2 years	2-3 years	More than 3 years	Total	Less than 1 year	1-2 years	2-3 years	More than 3 years	Total
(i) MSME	(10,59,909)	2,65,253	-	-	(7,94,656)	-	10,44,108	-	-	10,44,108
(ii) Others	1,20,62,026	46,72,884	-	-	1,67,34,910	88,38,174	2,38,63,247	-	-	3,27,01,421
(iii) Disputed Dues- MSME	-	-	-	-	-	-	-	-	-	-
(iv) Disputed Dues- Others	-	-	-	-	-	-	-	-	-	-
	1,10,02,117	49,38,137	-	-	1,59,40,254	88,38,174	2,49,07,355	-	-	3,37,45,529



ENRICH RD INFRAPROJECTS PRIVATE LIMITED
Notes forming part of the financial statements

Note No.13: Trade Receivable

Ageing of trade receivable and credit risk arising there form is as below:

Particulars	Outstanding for following periods from due date of payment as at 31st March, 2022 (₹)						Outstanding for following periods from due date of payment as at 31st March, 2021 (₹)					
	Less than 6 months	6 months-1 years	1-2 years	2-3 years	More than 3 years	Total	Less than 6 months	6 months-1 years	1-2 years	2-3 years	More than 3 years	Total
(i) Undisputed Trade receivables - considered good / Services	12,30,23,925	10,54,668	25,03,174	-	-	12,65,81,766	-	-	2,81,90,833	-	-	2,81,90,833
(ii) Undisputed Trade receivables - considered doubtful	-	-	-	-	-	-	-	-	-	-	-	-
(iii) Disputed Trade Receivables considered good / Services	-	-	-	-	-	-	-	-	-	-	-	-
(iv) Disputed Trade Receivables considered doubtful	-	-	-	-	-	-	-	-	-	-	-	-
	12,30,23,925	10,54,668	25,03,174	-	-	12,65,81,766	-	-	2,81,90,833	-	-	2,81,90,833



ENRICH RD INFRAPROJECTS PRIVATE LIMITED

Ratio Analysis	Numerator	Rs in lakhs		Denominator	Rs in lakhs		31-Mar-22	31-Mar-21
		2022	2021		2022	2021		
1 Current Ratio	Total Current Assets Inventories Sundry Debtors Cash and Bank balances Loans and Advances Disposible Investments Any other current assets	13,65,66,171 20,33,91,559 5,22,360 4,57,494 79,067 3,43,69,534 37,53,86,185	12,03,07,325 10,21,36,878 8,99,777 13,58,145 50,000 6,84,66,607 29,32,18,732	Total Current Liabilities Creditors for goods and services Short term loans \ Borrowings Short Term Provision Bank Overdraft Provision for taxation Any other Current Liabilities	1,59,40,254 11,45,86,636 2,63,32,562 - - 3,28,29,660 18,96,89,112	3,37,45,529 2,30,67,421 2,48,06,419 - - 3,46,31,265 11,62,50,654	2	3
2 Debt Equity Ratio	Total Liabilities Total Outside Liabilities	26,64,09,372	20,40,48,513	Sharholder's Equity Total Shareholders Equity	11,37,90,091	9,47,59,133	2	2
3 Debt Service Coverage Ratio	Net Operating Income Net Profit after tax + non-cash operating expenses like depreciation and other amortizations + Interest+other adjustments like loss on sale of fixed assets,etc.	3,99,42,783	4,29,75,162	Debt Service Current Debt Obligation (Interest + Installments)	1,96,62,194	1,54,38,742	2.03	2.78
4 Return on Equity Ratio	Profit for the period Net Profit after taxes - preference dividend (if any)	1,90,30,958	2,62,40,937	Avg. Shareholders Equity (Beginning shareholders' equity + Ending shareholders' equity) / 2	10,42,74,612	8,16,38,665	18	32
5 Inventory Turnover Ratio	Cost of Goods sold (Opening Stock + Purchases) - Closing Stock	22,96,45,024	34,57,98,691	Average Inventory (Opening Stock + Closing Stock)/2	12,84,36,748	10,90,31,662	2	3
6 Trade Receivables Turnover Ratio	Net Credit Sales Credit Sales	34,96,97,365	49,24,37,592	Average Trade Receivables (Beginning Trade Receivables + Ending Trade Receivables) / 2	15,27,64,219	12,53,69,129	2	4
7 Trade Payables Turnover Ratio	Total Purchases Annual Net Credit Purchases	23,14,07,041	33,53,18,222	Average Trade Payables (Beginning Trade Payables + Ending Trade Payables) / 2	2,48,42,891	5,44,14,556	9	6
8 Net Capital Turnover Ratio	Net Sales Total Sales - Sales Return	34,96,97,365	49,24,37,592	Average Working Capital Current Assets - Current Liabilities	18,56,97,073	17,69,68,077	2	3
9 Net Profit Ratio	Net Profit Profit After Tax	1,90,30,958	2,62,40,937	Net Sales Sales	34,96,97,365	49,24,37,592	0.05	0.05
10 Return on Capital employed	EBIT Profit before Interest and Taxes	4,56,14,245	5,03,89,332	Capital Employed Total Assets - Current Liabilities	19,05,10,350	18,25,56,991	0.24	0.28
11 Return on Investment	Return/Profit/Earnings	1,90,30,958	2,62,40,937	Investment	79,067	50,000	241	525

